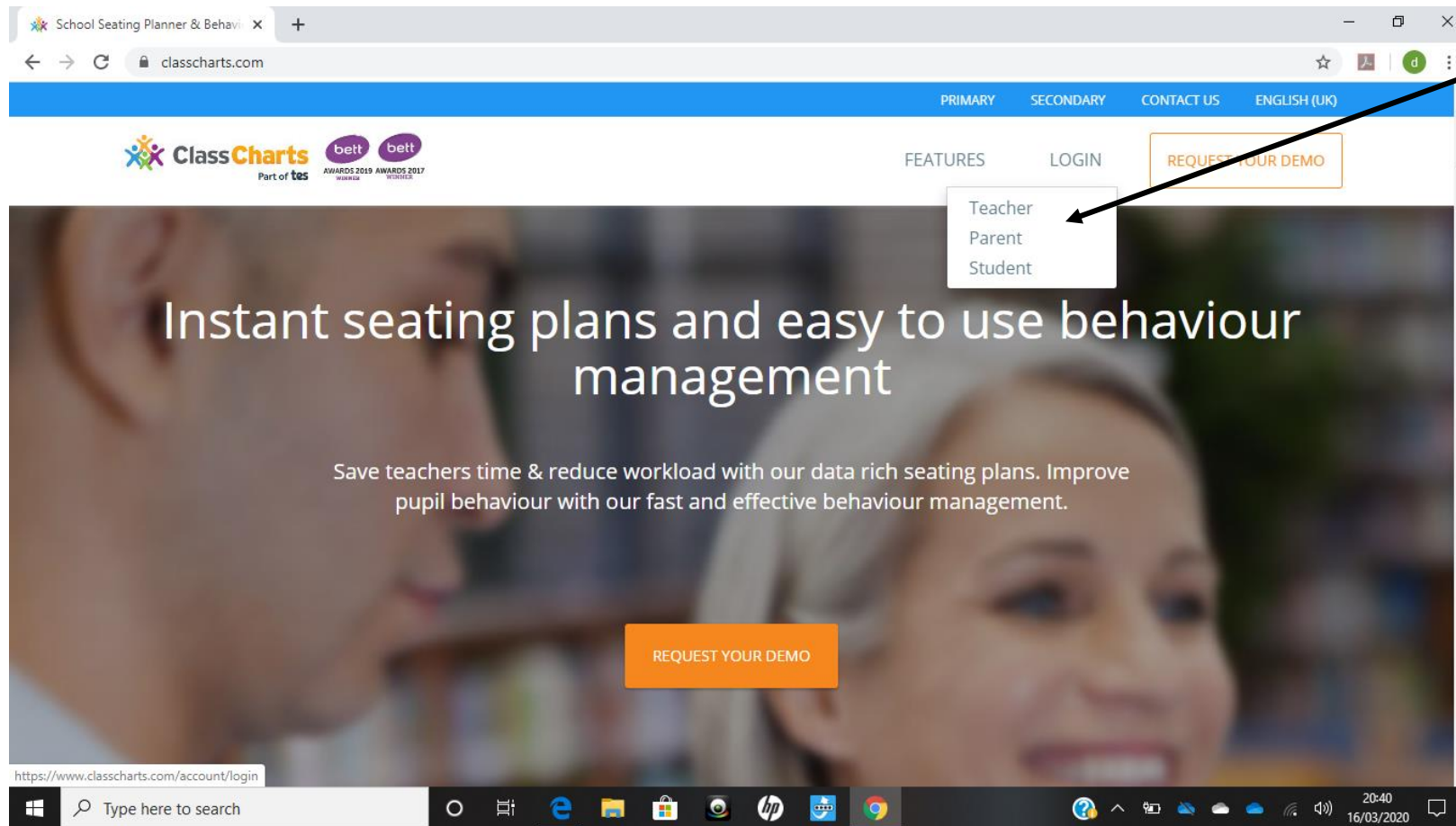



Access to online resources

Class charts - Tutors have your login details



Click Login and student

Add your code from your sheet



Log in

Teacher Parent **Student**

.....


Remember me **Log in**

To log in and view your report you will need to enter the code provided to you by your teacher.

Log in with:



Add your date of birth



Log in

Teacher Parent **Student**

.....

Date of birth:
16/3/2020

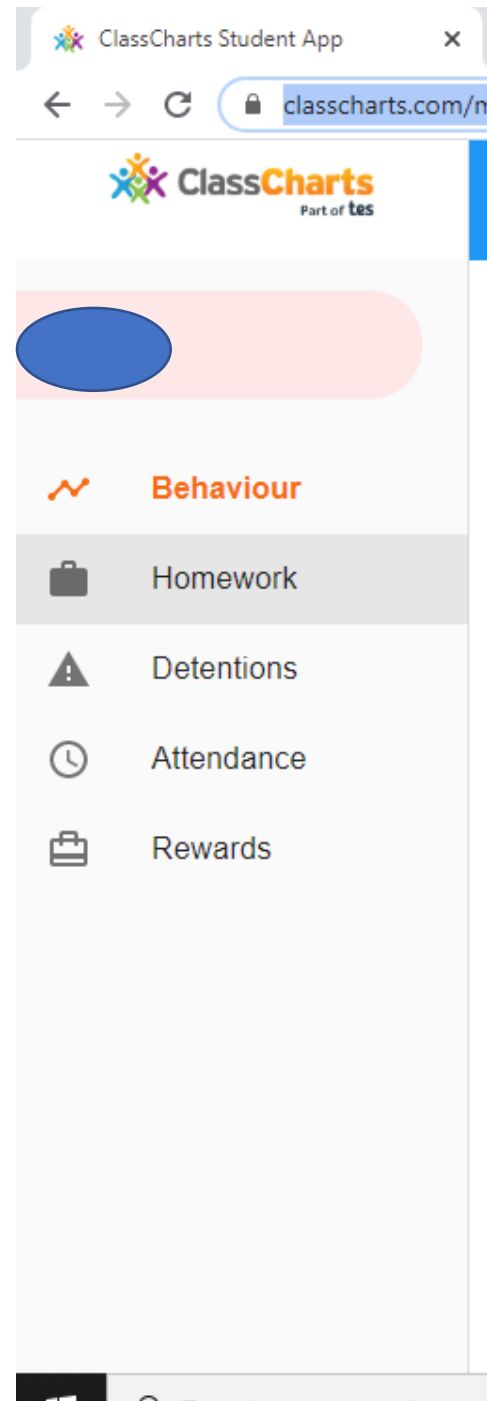
Remember me **Log in**

To log in and view your report you will need to enter the code provided to you by your teacher.

Log in with:



You will have access to your account. Click homework.



You will see our homework set

The screenshot shows a web browser window with the ClassCharts Student App interface. The browser tabs include 'ClassCharts Student App' and 'RD Web Access'. The address bar shows the URL 'classcharts.com/mobile/student#3884930.homework'. The app header features the ClassCharts logo (Part of LBS) and a 'LOGOUT' button. A left-hand navigation menu is visible with options: Behaviour, Homework (highlighted), Detentions, Attendance, and Rewards. The main content area is titled 'Custom - showing 37 days' with a due date range of '09/03/2020 - 15/04/2020'. There are two radio buttons for filtering: 'Show by issue date' (unselected) and 'Show by due date' (selected). Below this, a 'To-Do' section lists several homework assignments in a grid format. Each assignment card includes the teacher's name, the subject/topic, the issue date, the due date, a 'To-do' status, and a checkbox. The assignments are: 1. MISS L WHITE: English Language and Literature Revision (Issued: Monday 02/03/2020, Due: Monday 09/03/2020). 2. MATHEMATICS - MISS R LEWIS: Unit 2 Assessment (Issued: Friday 28/02/2020, Due: Tuesday 10/03/2020). 3. MATHEMATICS - MISS R LEWIS: Unit 3 - Probability (Issued: Monday 10/02/2020, Due: Saturday 14/03/2020). 4. MISS L WHITE: English Language and Literature Revision (Issued: Monday 09/03/2020, Due: Monday 16/03/2020). 5. SCIENCE - MRS H ROWLANDS: Revision for end of topic test on Organisation on Monday 16th March (Issued: Thursday 12/03/2020, Due: Monday 16/03/2020). 6. MISS L WHITE: English Language and Literature Revision (Issued: Monday 16/03/2020, Due: Monday 23/03/2020). 7. MATHEMATICS - MISS R LEWIS: Unit 4 - Equations Part 2.

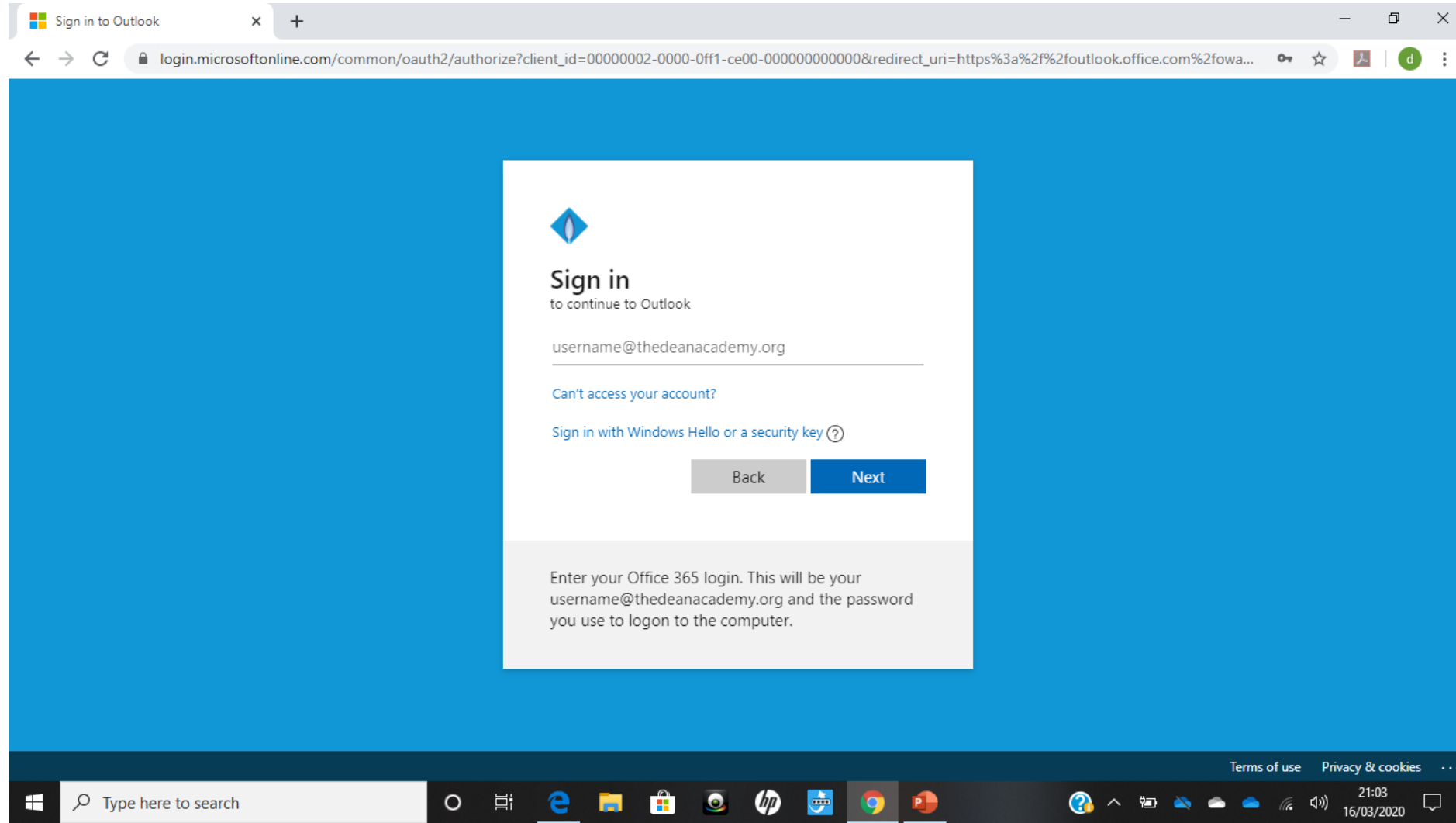
Teacher	Subject/Topic	Issued	Due	Status
MISS L WHITE	English Language and Literature Revision	Monday 02/03/2020	Monday 09/03/2020	To-do
MATHEMATICS - MISS R LEWIS	Unit 2 Assessment	Friday 28/02/2020	Tuesday 10/03/2020	To-do
MATHEMATICS - MISS R LEWIS	Unit 3 - Probability	Monday 10/02/2020	Saturday 14/03/2020	To-do
MISS L WHITE	English Language and Literature Revision	Monday 09/03/2020	Monday 16/03/2020	To-do
SCIENCE - MRS H ROWLANDS	Revision for end of topic test on Organisation on Monday 16th March	Thursday 12/03/2020	Monday 16/03/2020	To-do
MISS L WHITE	English Language and Literature Revision	Monday 16/03/2020	Monday 23/03/2020	To-do
MATHEMATICS - MISS R LEWIS	Unit 4 - Equations Part 2			

Accessing your school emails – click Web Mail



The screenshot shows a web browser window with the URL thedeanacademy.org. The browser's address bar and tabs are visible at the top. Below the browser window, the website's header features a blue navigation bar with the following links: [ClassCharts](#), [ParentPay](#), [Office 365](#), [Web Mail](#), and [Remote Access](#). A black arrow points from the top right towards the [Web Mail](#) link. Below the navigation bar is the school's logo, which consists of a blue diamond shape containing a white leaf-like icon, with the text "THE DEAN ACADEMY" underneath. A horizontal menu contains the following links: [Home](#), [About](#), [Curriculum](#), [Students](#), [Parents](#), [Staff](#), and [Contact Us](#), followed by a search icon. The main content area features a large photograph of a group of students in school uniforms. A blue banner with the word "Enjoyment" in white text is overlaid on the bottom part of the photo. At the bottom of the page, there is a blue cookie consent banner that reads: "This site uses cookies. By continuing to browse the site, you are agreeing to our use of cookies." with a "Confirm" button. The Windows taskbar is visible at the very bottom of the image.

Username –
1234surname@thedeacademy.org



Password used to login to school network

Sign in to Outlook

login.microsoftonline.com/common/oauth2/authorize?client_id=00000002-0000-0ff1-ce00-000000000000&redirect_uri=https%3a%2f%2foutlook.office.com%2fowa...

← staffdbm@thedeanacademy.org

Enter password

.....

[Forgotten my password](#)

Sign in

Enter your Office 365 login. This will be your username@thedeanacademy.org and the password you use to logon to the computer.

Terms of use Privacy & cookies

Type here to search

21:03 16/03/2020

GCSE POD - click login

The screenshot shows a web browser window with the URL gcsepod.com. The page features a purple and pink background with a young man in a school uniform looking at a smartphone. The GCSE POD logo is in the top left, and a 'LOGIN' button is in the top right. The main heading is 'Next Level Learning'. A text box below the heading reads: 'Take your GCSE learning and revision to the next level with a multi award-winning digital publisher of in-depth curriculum knowledge for 27 subjects. Improving the working lives of teachers and making GCSE learning stick. Find out how we are helping with school closures >>'. Social media icons for Facebook, Twitter, Instagram, and YouTube are on the right. A 'Privacy - Terms' icon is in the bottom right corner of the page. The Windows taskbar at the bottom shows the search bar and various application icons, with the system tray displaying the time as 20:56 and the date as 16/03/2020.

GCSE Learning and Revision | GC x RD Web Access x +

gcsepod.com

gcsepod
education on demand

LOGIN

Next Level Learning

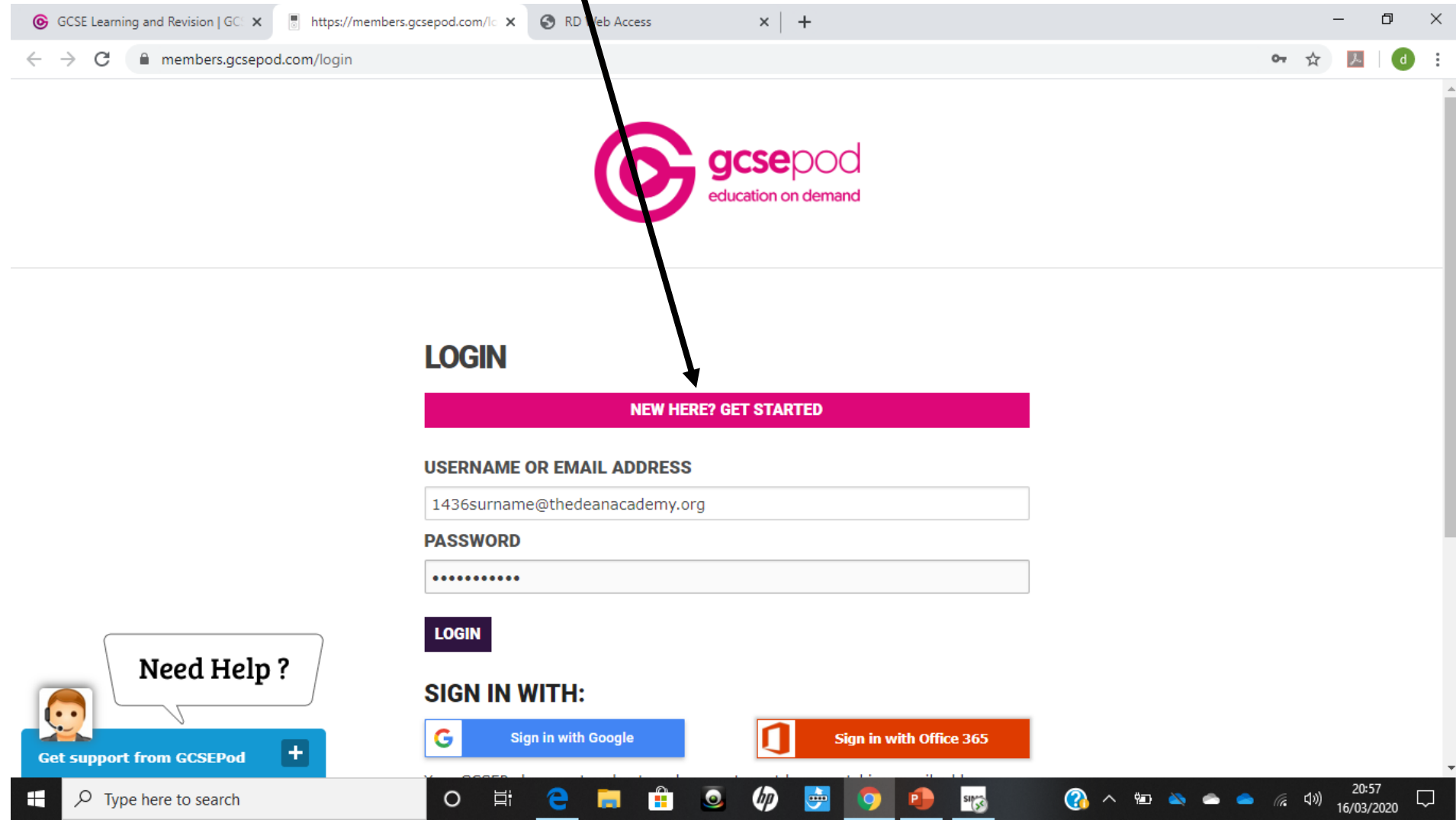
Take your GCSE learning and revision to the next level with a multi award-winning digital publisher of in-depth curriculum knowledge for 27 subjects. Improving the working lives of teachers and making GCSE learning stick.
[Find out how we are helping with school closures >>](#)

Privacy - Terms

Type here to search

20:56
16/03/2020

If you haven't logged in before or lost your login details - click



The screenshot shows a web browser window with the URL <https://members.gcsepod.com/login>. The page features the GCSEPod logo (education on demand) and a login form. A black arrow points from the text above to the 'NEW HERE? GET STARTED' button. The login form includes fields for 'USERNAME OR EMAIL ADDRESS' (containing '1436surname@thedeacademy.org') and 'PASSWORD' (masked with dots). Below the form is a 'LOGIN' button and a 'SIGN IN WITH:' section with 'Sign in with Google' and 'Sign in with Office 365' buttons. A 'Need Help?' chat bubble is visible in the bottom left corner.

GCSE Learning and Revision | GCSEPod <https://members.gcsepod.com/login> RD Web Access

gcsepod
education on demand

LOGIN



NEW HERE? GET STARTED

USERNAME OR EMAIL ADDRESS
1436surname@thedeacademy.org

PASSWORD
.....

LOGIN

SIGN IN WITH:


 Sign in with Google  Sign in with Office 365

Need Help?
Get support from GCSEPod


Type here to search

20:57
16/03/2020

Click student



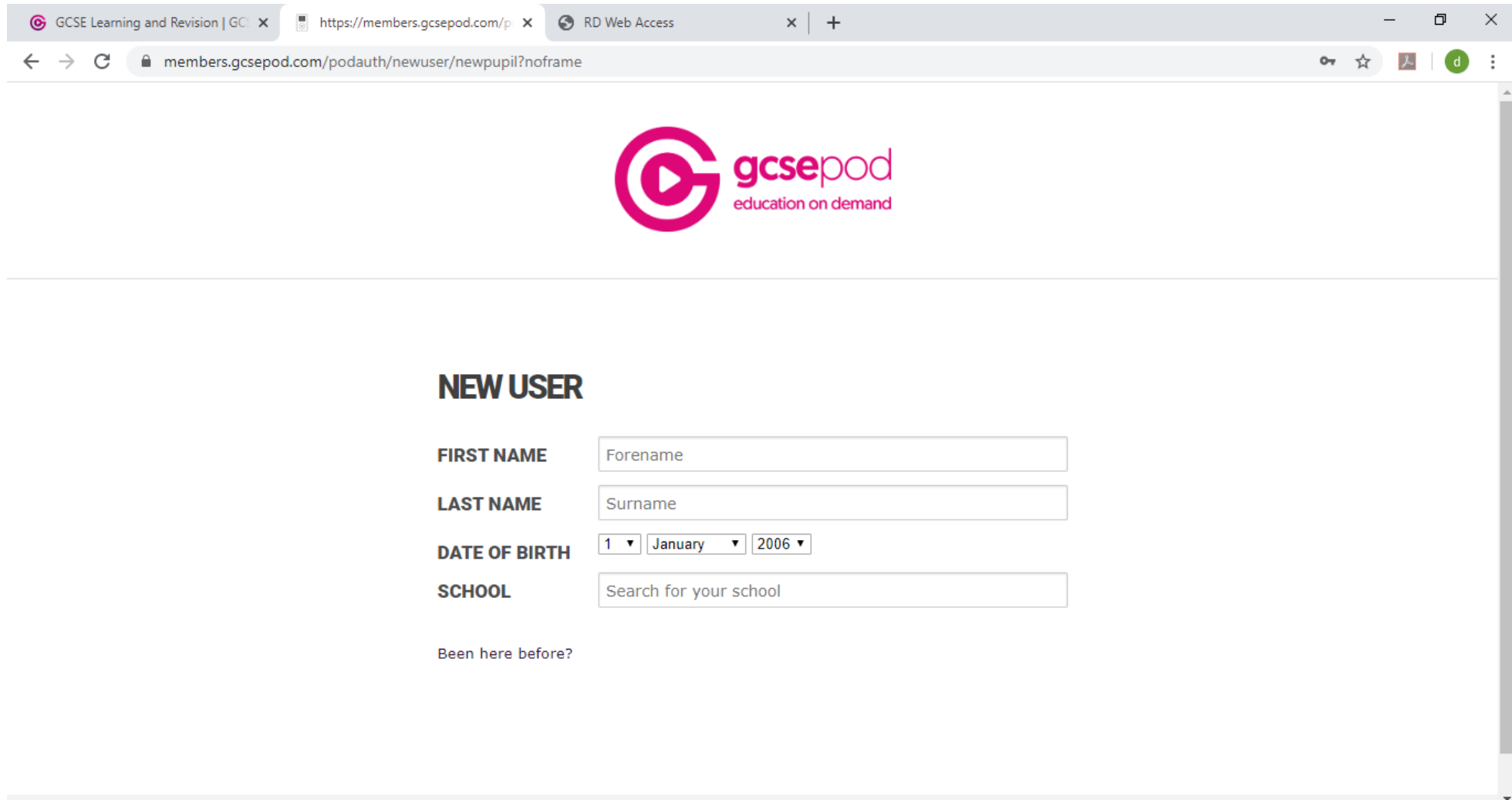
The screenshot shows a web browser window with the following details:

- Browser tabs: GCSE Learning and Revision | GC..., https://members.gcsepod.com/p..., RD Web Access
- Address bar: members.gcsepod.com/podauth/newuser?noframe
- Logo: 
- Text: **PLEASE FOLLOW THE LINK FOR YOUR ACCOUNT TYPE BELOW:**
- Buttons: **STUDENT** and **TEACHER**
- Footer: Soundbitelearning UK LTD © Copyright 2020



The Windows taskbar at the bottom of the screen includes the search bar with the text "Type here to search", several application icons (Edge, File Explorer, Microsoft Store, HP, Teams, Chrome, PowerPoint, Skype), and the system tray showing the time as 20:57 and the date as 16/03/2020.

Complete this section.



The screenshot shows a web browser window with the URL `members.gcsepod.com/podauth/newuser/newpupil?noframe`. The page features the GCSEpod logo, which consists of a pink play button icon inside a circle, followed by the text "gcsepod" and "education on demand" below it. Below the logo is a "NEW USER" registration form with the following fields:

- FIRST NAME**: A text input field containing the placeholder text "Forename".
- LAST NAME**: A text input field containing the placeholder text "Surname".
- DATE OF BIRTH**: Three dropdown menus for day, month, and year. The first dropdown shows "1", the second shows "January", and the third shows "2006".
- SCHOOL**: A text input field containing the placeholder text "Search for your school".

Below the form, there is a link that says "Been here before?".

Class charts and GCSE pod all have apps you can download.