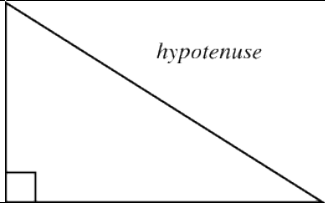
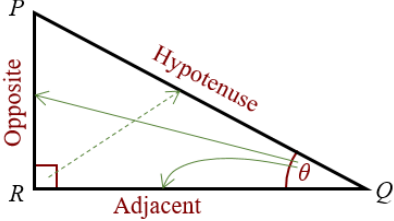
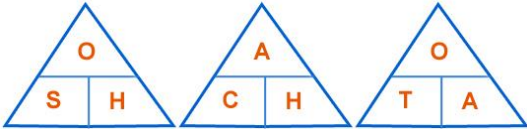
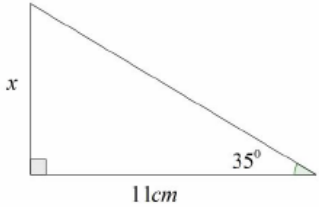
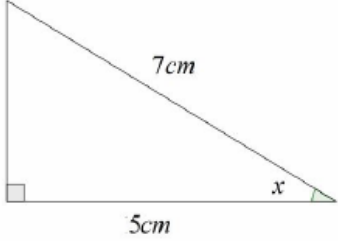


Topic: Right Angled Trigonometry

Topic/Skill	Definition/Tips	Example
1. Trigonometry	The study of triangles.	
2. Hypotenuse	The longest side of a right-angled triangle . Is always opposite the right angle .	
3. Adjacent	Next to	
4. Trigonometric Formulae	Use SOHCAHTOA . $\sin \theta = \frac{O}{H}$ $\cos \theta = \frac{A}{H}$ $\tan \theta = \frac{O}{A}$  When finding a missing angle, use the 'inverse' trigonometric function by pressing the 'shift' button on the calculator.	 Use 'Opposite' and 'Adjacent', so use 'tan' $\tan 35 = \frac{x}{11}$ $x = 11 \tan 35 = 7.70 \text{ cm}$  Use 'Adjacent' and 'Hypotenuse', so use 'cos' $\cos x = \frac{5}{7}$ $x = \cos^{-1}\left(\frac{5}{7}\right) = 44.4^\circ$
5. 3D Trigonometry	Find missing lengths by identifying right angled triangles . You will often have to find a missing length you are not asked for before finding the missing length you are asked for.	