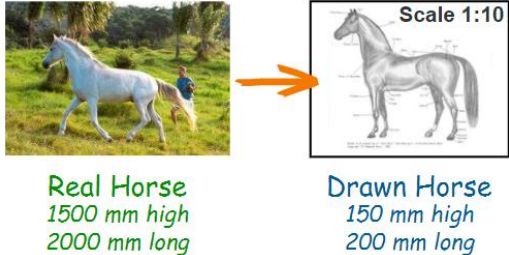

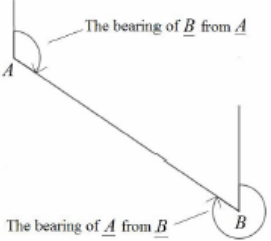
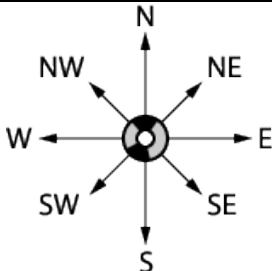


Topic: Bearings and Scale Diagrams

Topic/Skill	Definition/Tips	Example
1. Scale	The ratio of the length in a model to the length of the real thing.	 <p>Real Horse 1500 mm high 2000 mm long</p> <p>Drawn Horse 150 mm high 200 mm long</p> <p>Scale 1:10</p>
2. Scale (Map)	The ratio of a distance on the map to the actual distance in real life .	 <p>1 in. = 250 mi 1 cm = 160 km</p> <p>0 200 400 Kilometers</p>
3. Bearings	1. Measure from North (draw a North line) 2. Measure clockwise 3. Your answer must have 3 digits (eg. 047°) Look out for where the bearing is measured from .	 <p>The bearing of <i>B</i> from <i>A</i></p> <p>The bearing of <i>A</i> from <i>B</i></p>
4. Compass Directions	You can use an acronym such as ' Never Eat Shredded Wheat ' to remember the order of the compass directions in a clockwise direction. Bearings: <i>NE</i> = 045°, <i>W</i> = 270° <i>etc.</i>	 <p>N NW NE W E SW SE S</p>